

## Color of the Reset Switch and Shape of the S.MODE Switch for GT27 and GT25 Models to Be Changed for Overseas

■Date of Issue

June 2023

■Relevant Models

GOT2000 Series

---

Thank you for your continued support of Mitsubishi Electric Graphic Operation Terminal (GOT).

This bulletin informs you that the color of the reset switch and the shape of the S.MODE switch for GOT2000 series GT27 and GT25 models (except the 5.7-inch models and GT25 handy models) will be changed.

This change does not affect the general specifications, product specifications, functions, and external dimensions of the GOTs.

### CONTENTS

|   |                       |   |
|---|-----------------------|---|
| 1 | Applicable models     | 2 |
| 2 | Details of the change | 3 |
| 3 | Schedule              | 3 |
|   | Revisions             | 3 |

GOT-A-0210-A


1 Applicable models

Table 1 shows the applicable models.

Table 1 List of the applicable models


| GOT             | Model           |                 |                 | Remarks             |
|-----------------|-----------------|-----------------|-----------------|---------------------|
| GT27            | GT2715-XTBA     | GT2715-XTBD     | GT2712-STBA     | -                   |
|                 | GT2712-STBD     | GT2712-STWA     | GT2712-STWD     |                     |
|                 | GT2710-STBA     | GT2710-STBD     | GT2710-VTBA     |                     |
|                 | GT2710-VTBD     | GT2710-VTWA     | GT2710-VTWD     |                     |
|                 | GT2708-STBA     | GT2708-STBD     | GT2708-VTBA     |                     |
|                 | GT2708-VTBD     | GT2705-VTBD     |                 |                     |
|                 | GT2715-XTBA-GF  | GT2715-XTBD-GF  | GT2712-STBA-GF  | GOT+GT15-J71GF12-T2 |
|                 | GT2712-STBD-GF  | GT2712-STWA-GF  | GT2712-STWD-GF  |                     |
|                 | GT2710-STBA-GF  | GT2710-STBD-GF  | GT2710-VTBA-GF  |                     |
|                 | GT2710-VTBD-GF  | GT2710-VTWA-GF  | GT2710-VTWD-GF  |                     |
|                 | GT2708-STBA-GF  | GT2708-STBD-GF  | GT2708-VTBA-GF  |                     |
|                 | GT2708-VTBD-GF  | GT2705-VTBD-GF  |                 |                     |
|                 | GT2715-XTBA-040 | GT2715-XTBD-040 | GT2712-STBA-040 | *1                  |
|                 | GT2712-STBD-040 | GT2710-STBA-040 | GT2710-STBD-040 |                     |
|                 | GT2710-VTBA-040 | GT2710-VTBD-040 | GT2708-STBA-040 |                     |
|                 | GT2708-STBD-040 | GT2708-VTBA-040 | GT2708-VTBD-040 |                     |
| GT2705-VTBD-040 |                 |                 |                 |                     |
|                 |                 |                 |                 |                     |
| GT25            | GT2512-STBA     | GT2512-STBD     | GT2510-VTBA     | -                   |
|                 | GT2510-VTBD     | GT2510-VTWA     | GT2510-VTWD     |                     |
|                 | GT2508-VTBA     | GT2508-VTBD     | GT2508-VTWA     |                     |
|                 | GT2508-VTWD     |                 |                 |                     |
|                 | GT2512F-STNA    | GT2512F-STND    | GT2510F-VTNA    | Open frame model    |
|                 | GT2510F-VTND    | GT2508F-VTNA    | GT2508F-VTND    |                     |
|                 | GT2512-STBA-GF  | GT2512-STBD-GF  | GT2510-VTBA-GF  | GOT+GT15-J71GF12-T2 |
|                 | GT2510-VTBD-GF  | GT2510-VTWA-GF  | GT2510-VTWD-GF  |                     |
|                 | GT2508-VTBA-GF  | GT2508-VTBD-GF  | GT2508-VTWA-GF  |                     |
|                 | GT2508-VTWD-GF  |                 |                 |                     |
|                 | GT2512-STBA-040 | GT2512-STBD-040 | GT2510-VTBA-040 | *2                  |
|                 | GT2510-VTBD-040 | GT2508-VTBA-040 | GT2508-VTBD-040 |                     |
|                 | GT2512-WXTSD    | GT2512-WXTBD    | GT2510-WXTSD    | Wide model          |
|                 | GT2510-WXTBD    | GT2507-WTSD     | GT2507-WTBD     |                     |
| GT2507T-WTSD    |                 |                 | Rugged model    |                     |

\*1 No extension interface and auxiliary extension interface on the GOT rear face  
For the details, refer to the following Technical Bulletin.

 Product Specifications of GT27-040 and GT25-040 Models (GOT-A-0176)


\*2 No extension interface on the GOT rear face

For the details, refer to the following Technical Bulletin.

 Product Specifications of GT27-040 and GT25-040 Models (GOT-A-0176)

## 2 Details of the change

The color of the reset switch and the shape of the S.MODE switch on the GOT rear face will be changed.



| Item                       | Before                  | After                |
|----------------------------|-------------------------|----------------------|
| Color of the reset switch  | <p>Red</p>              | <p>Brown</p>         |
| Shape of the S.MODE switch | <p>Without a recess</p> | <p>With a recess</p> |

## 3 Schedule

The change will be made sequentially from the June 2023 production.

There may be cases where both the former and new products exist in the distribution stage.

### Revisions

| Version | Print date | Revision        |
|---------|------------|-----------------|
| A       | June 2023  | • First edition |